


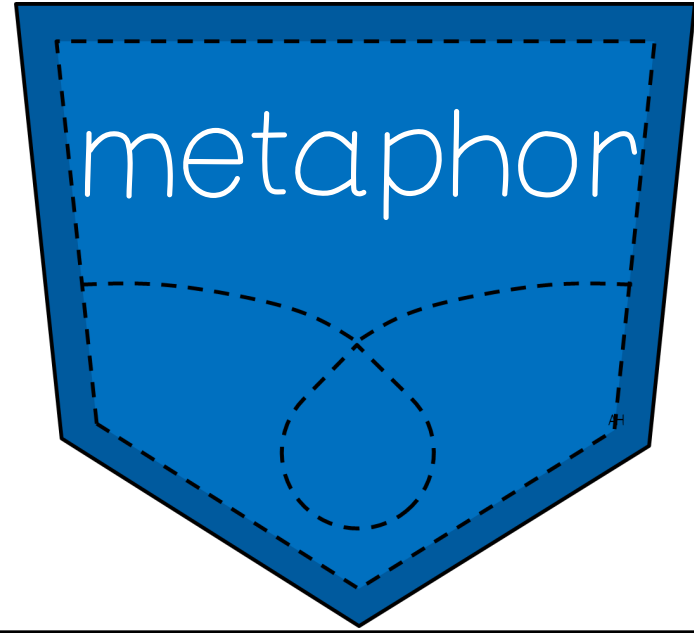
# POCKETS of POETRY

Read each poetry card and decide which element of poetry it is showing. Place the card in the correct pocket. Show your work on your recording sheet.

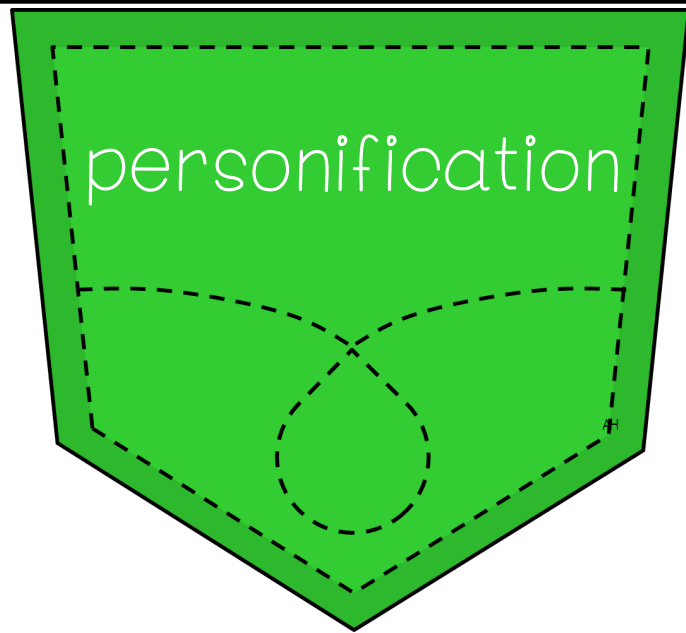





fold



fold



fold



fold



onomatopoeia

fold



alliteration

fold

**1**

Grandma's hair was  
as soft as feathers.

**18**

The clouds were  
like fluffy pillows.

**12**

He was as hungry  
as a lion!

**3**

Snow fell like a blanket  
covering earth.

**15**

A book is a good  
friend.

**13**

The sheep dog is a  
round cotton ball.

**2**

The lake was a glassy  
mirror, reflecting my face.

**4**

His words were a  
sharp sword.

**5**

The flowers begged  
for water.

**7**

The wind screamed  
through the trees.

**20**

The stars winked  
at me.

**23**

Lightning danced  
across the sky.

**24**

I've told you a  
million times!

**19**

It was so cold, I saw polar  
bears wearing jackets!

**22**

I'm so hungry I could eat  
a horse!

**6**

If I don't have that toy,  
I'll die!

**8**

Wooooosh!

**10**

Plop!

**17**

Boom!

**21**

Buzzzzzzz!

**14**

She sees sheep  
sleeping.

**16**

Terra tickled  
Tommy's toes.

**11**

Peter picked a  
peck of peppers.

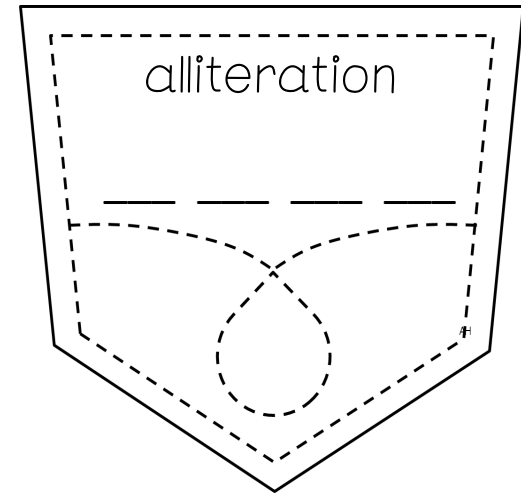
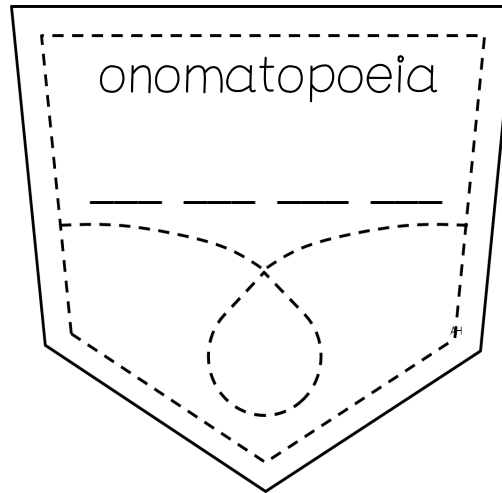
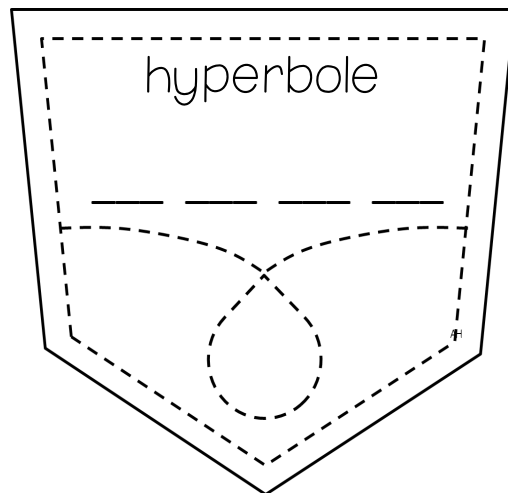
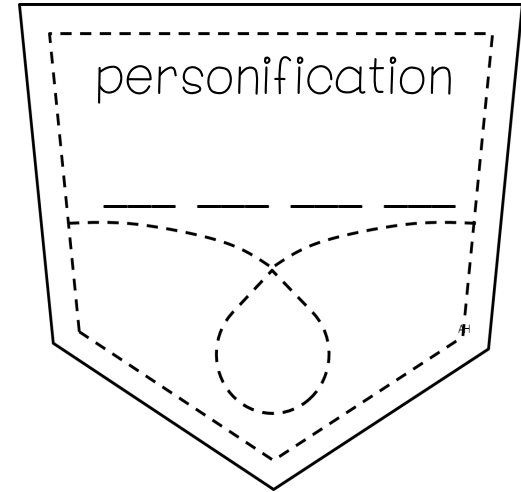
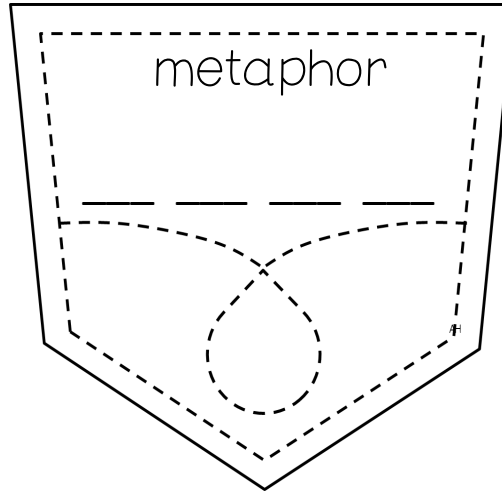
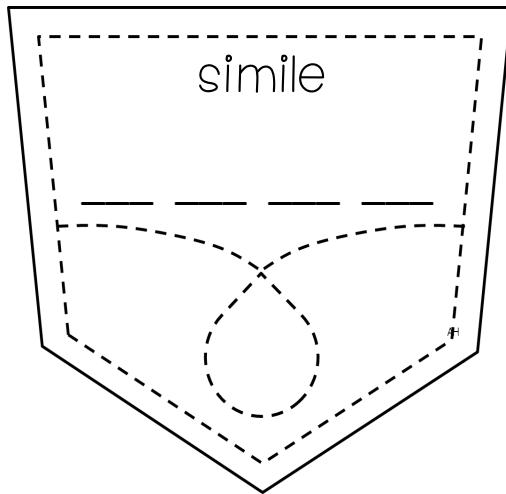
**9**

Aunt Alice always  
ate apples!

Name: \_\_\_\_\_

# Pockets of Poetry

**Directions:** Place each poetry card in the correct pocket. Then, write the number of each card in the correct pocket below to show your work.

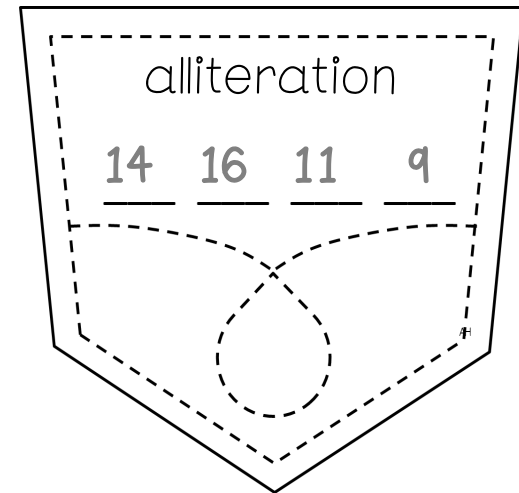
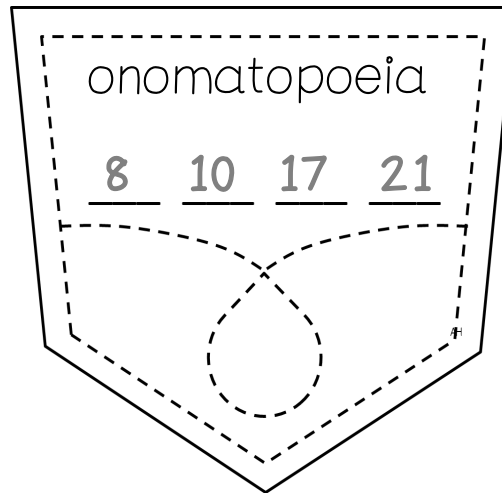
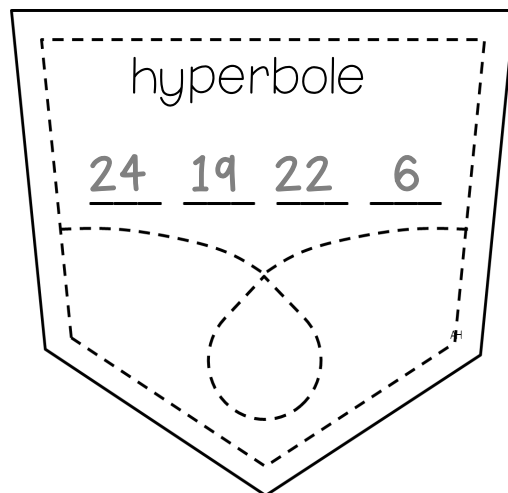
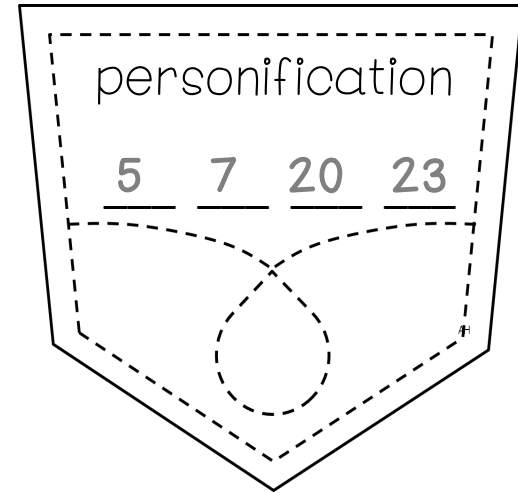
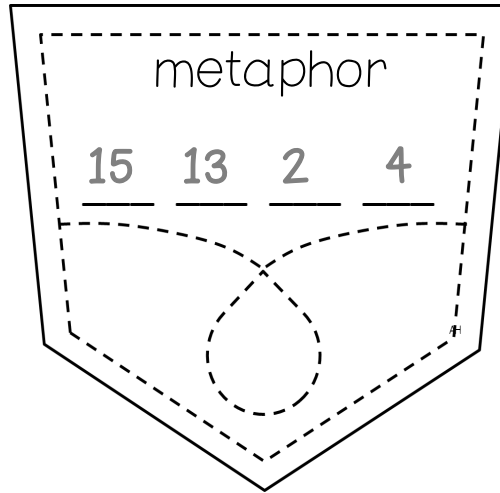
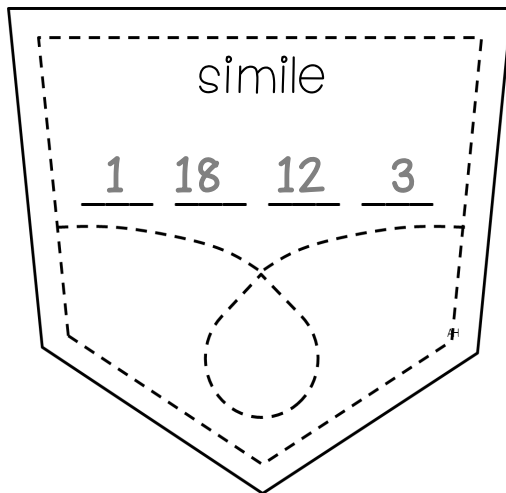




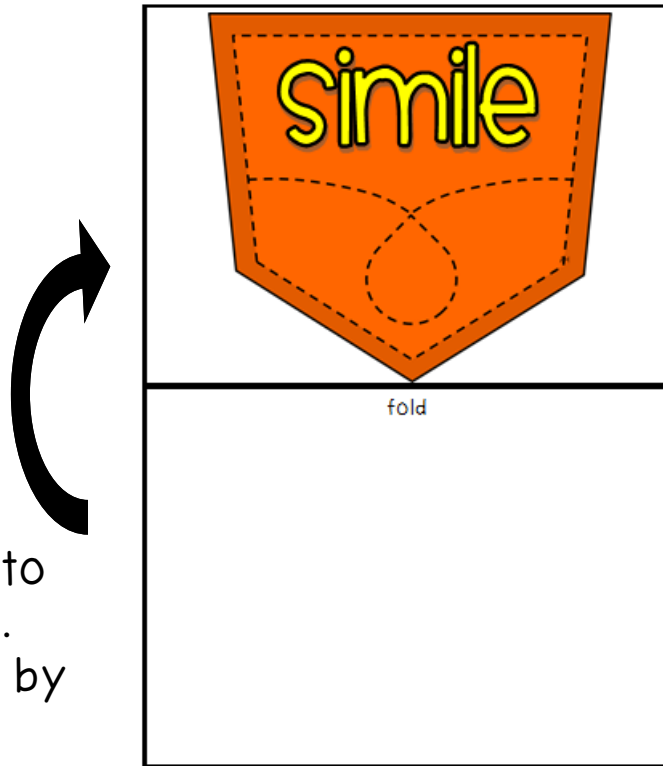
Name: Answer Key

# Pockets of Poetry

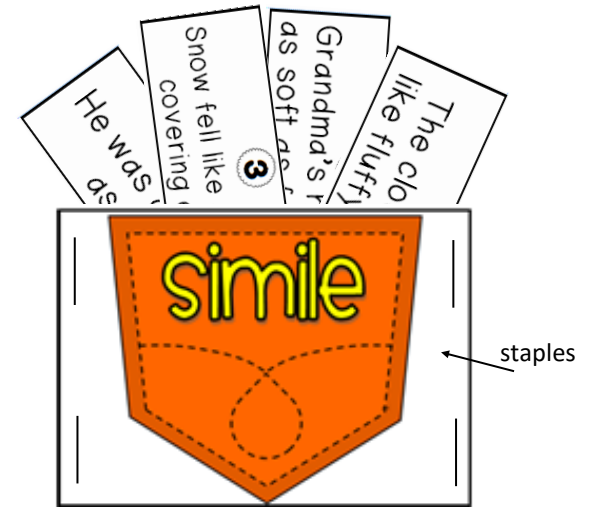
**Directions:** Place each poetry card in the correct pocket. Then, write the number of each card in the correct pocket below to show your work.



## To Assemble:



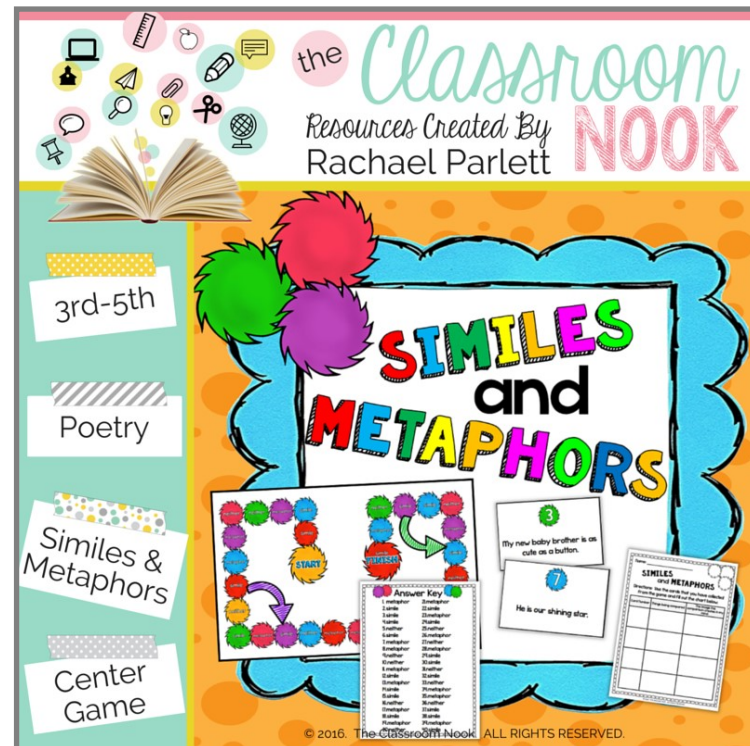
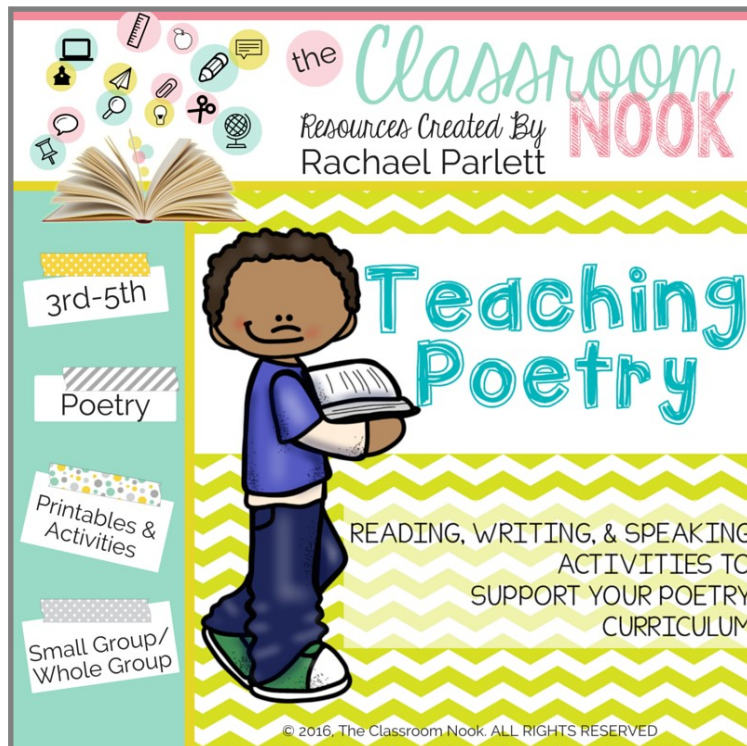
Fold flap behind to make a pocket. Secure the sides by stapling.



Once folded, students can place the cards that show examples of each poetry element in the pocket.

Laminate all pieces for durability. Place "pockets" and example cards together at a center. Store in a file folder.

# You May Also Like:



# Terms of Use:



## Terms of Use:

This product is for the use of **one teacher and one classroom only**. If additional teachers in your building would like to use this product, please invite them to purchase an additional license through TpT at 50% off the product's price. In addition, please do not post this product on any classroom or personal website for others to download for free. All content is original and may not be duplicated or distributed without permission from the author.


Thank you so much for your purchase. If you have any questions or concerns about your product, please feel free to reach out to me via email:

[classroomnook@gmail.com](mailto:classroomnook@gmail.com)

## Let's Stay in Touch:



Visit my  
**BLOG**



the Classroom NOOK



# Fonts and Clip Art By:

