


Word Flippers

a sample from *All About® Reading Level 1*



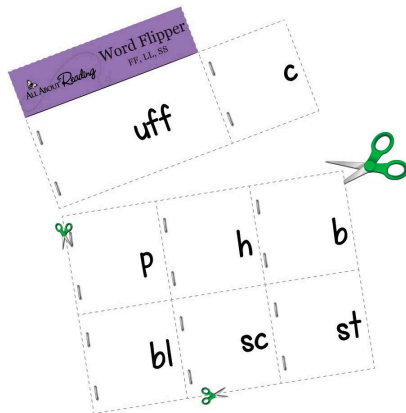
Word Flippers

a sample from *All About® Reading Level 1*



Word Flippers are a great tool for practicing concepts taught in *All About Reading*. To create a Word Flipper, all you need are a few activity pages, a pair of scissors, and a stapler. In a matter of minutes, your Word Flippers are ready to go! The Word Flippers in this activity provide practice with words that contain FF, LL, and SS.

Instructions

1. Each page will create one flipper. There are three Word Flippers in this activity.



2. Cut apart the pages on the dotted lines.
3. For each Word Flipper, put the larger piece of paper on the bottom. Stack the smaller pieces on top, on the left side.



4. Staple the Word Flipper along the left side, as indicated.
5. Have your student turn the pages and read the words that are formed.



ALL ABOUT *Reading*

Word Flipper

FF, LL, SS

uff

c

p

h

b

bl

sc

st



ALL ABOUT

Reading

Word Flipper

FF, LL, SS

ell

s

b

sm

sp

y

f

sh



ALL ABOUT

Reading

Word Flipper

FF, LL, SS

oss



m

l

t

b

fl

gl